

June 2022

Dear Incoming Fourth Graders and Families,

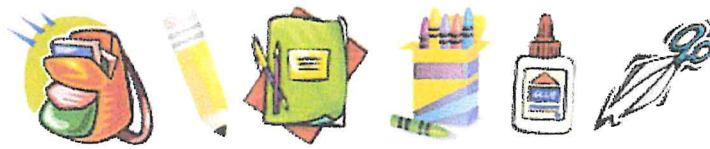
Welcome to the 'other' end of the hallway. This is the big transition year from Grade 3 to 4 where the work intensifies, there are 2 different teachers, and the expectations increase. It is also the year of greater responsibility on the part of the students. Please be assured that we will take great care of your children and consider the fact that we have all just survived 2 very difficult years! I will be teaching your child all Language Arts subjects and Social Studies.

Your child is expected to complete the following work over the summer and be prepared with it when school starts.

1. Read the novel *The Chocolate Touch* and complete the attached assignments. We will review the novel and complete several assignments together when school starts. There will also be a TEST on the novel in September. ***Make sure to bring the book on the first day of school.
2. Read any other book at their own reading/interest level. Be prepared to complete a short Project when school starts. They must bring this book with them to school.
3. Complete the attached Language Arts Review worksheets. All of these concepts were covered in 3rd Grade, so this should be a Review.

Have a wonderful summer and be prepared to grow in many ways next year!

Mrs. Sammons



4TH AND 5TH GRADE SUPPLY LIST 2022-2023

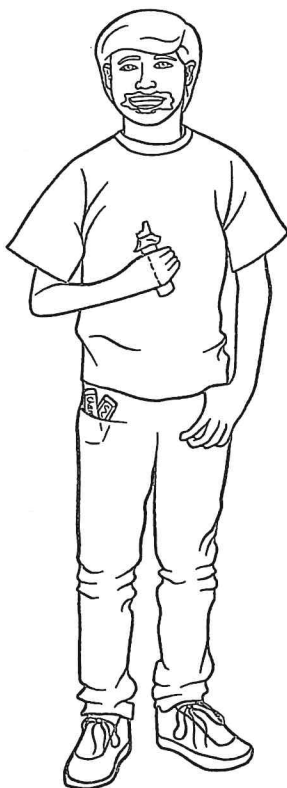
- 2- 12 packs of pencils ***** (already sharpened)
- 2- Pink or gum erasers
- 4- pens for grading (red, black, blue)
- Highlighters- at least 3
- Dry Erase Markers- preferably EXPO brand
- Colored pencils or 24 pack of crayons
- 3-glue sticks (have back up at home please)
- Scissors
- Large soft zippered pencil case- NO HARD BOXES
- 1 pk. of wide ruled loose leaf paper with reinforced edges (Five Star)
- 2 - folders labeled - UNFINISHED CLASSWORK and TAKE HOME
- 3 - Marble composition notebooks labeled:
 - (1) WRITER'S NOTEBOOK
 - (1) Science LABS
 - (1) Social Studies
- 1 - 3 subject notebook for Math
- 1- Multi-pocket Folder (Usually has 6 - 8 pockets)
- Earbuds in ziplock bag labeled with student's name
- 1 roll of paper towels
- 1 pack of computer paper

Please remove all supplies from the packages and have them in the pencil case.

STUDENT PACKET

The Chocolate Touch

by Patrick Skene Catling



Name _____

Chapters 1-2

COMPREHENSION

❖ **Quickwrite:** What is your favorite candy? Why do you like it more than other candies?



❖ **Multiple Choice:** Choose the best answers.

1. What is John's worst habit?
 - a. He is unkind to his sister.
 - b. He makes fun of his classmates.
 - c. He dawdles before bed.
 - d. He eats too much candy.
2. Why do John's parents bring him to the doctor?
 - a. His skin looks pale.
 - b. He has bumps on his nose.
 - c. He has trouble sleeping.
 - d. He has a rash on his back.

❖ **True or False:** Write T for True and F for False.

1. Dr. Cranium tells John that he needs to go outside to play more. _____
2. John doesn't understand why eating too much candy is bad. _____
3. One of John's best friends is named Susan. _____
4. John finds a unique coin while walking to Susan's house. _____
5. John enjoys playing the trumpet. _____

❖ **Main Idea:** Give Chapters 1-2 a suitable name. Then, explain why you chose that name.

Chapters 3-4

COMPREHENSION

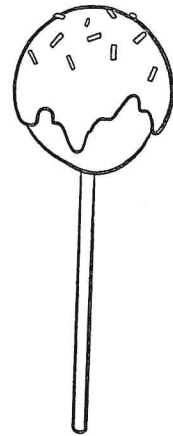
- ❖ **Quickwrite:** Write about a time that your best friend was mad at you. Explain why he/she was upset. Did you resolve the problem?

- ❖ **Multiple Choice:** Choose the best answers.

1. What birthday present does Susan show to John?
 - a. A new doll.
 - b. A teacup.
 - c. A pen.
 - d. A silver dollar.
2. Choose the best words to describe Spider Wilson.
 - a. Shy and lonely.
 - b. Friendly and outgoing.
 - c. Quiet and hateful.
 - d. Loud and mean.

- ❖ **True or False:** Write T for True and F for False.

1. John runs away from Spider Wilson when he approaches. _____
2. John's sister tells their mom that John ate all of the toothpaste. _____
3. John eats his hat on the way to school. _____
4. Mrs. Midas is pleased that John eats his entire breakfast. _____
5. Susan tells John that she hates him. _____



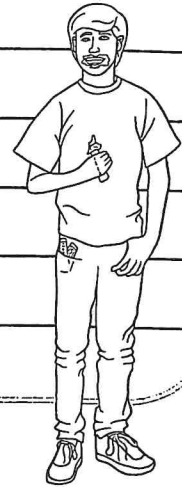
- ❖ **Figurative Language:** Identify the type of figurative language of the following quote. Then, explain how you know.

"Susan couldn't speak. Tears trickled down her cheeks like rain down a windowpane."

Chapters 5-6

COMPREHENSION

❖ **Quickwrite:** Has someone ever told you something that you found hard to believe? What was it? Did you end up believing him or her?



❖ **Multiple Choice:** Choose the best answers.

1. What is Miss Plimsole's reaction when John tells her that everything is turning to chocolate?
 - a. She is amused.
 - b. She is concerned.
 - c. She laughs.
 - d. She is irritated.
2. What does Susan do when John tells her that everything is turning to chocolate?
 - a. She doesn't believe him.
 - b. She feels sorry for him.
 - c. She yells at him to go away.
 - d. She ignores him.

❖ **True or False:** Write T for True and F for False.

1. John cannot finish his math test. _____
2. John is delighted when even the water he drinks turns to chocolate. _____
3. John tells the girls to give him their rope so he can prove his chocolate problem. _____
4. John turns all of his school papers into chocolate. _____
5. John thinks the magic is getting stronger. _____

❖ **Character Analysis:** Choose one character from the story. Explain how you are different from or similar to this character.

Chapters 7-8

COMPREHENSION

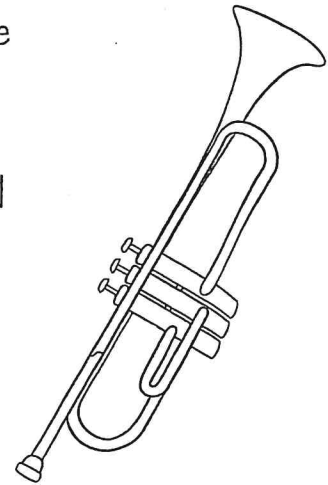
- ❖ **Quickwrite:** Do you play a musical instrument? What is it? If not, what musical instrument would you like to play, and why?

- ❖ **Fill in the Blank:** Choose the best answers.

1. John is _____ when everything he eats for lunch turns to chocolate.
- a. surprised
 - b. in tears
 - c. miserable
 - d. pleased
2. Susan plays the _____ in the school orchestra.
- a. trumpet
 - b. violin
 - c. trombone
 - d. drums

- ❖ **Sequencing:** Put the following statements in chronological order, using the numbers 1-5.

- _____ John runs away from orchestra practice.
- _____ John tries to eat his lunch, but everything turns to chocolate.
- _____ The students walk to lunch.
- _____ John notices that even his utensils had turned to chocolate.
- _____ John tries to play his trumpet during orchestra practice.



- ❖ **Details:** Write two details from the chapters you just read that you think are important.

1. _____

2. _____

Chapters 9-10

COMPREHENSION

❖ **Quickwrite:** Below, write about a birthday party that you have gone to.

❖ **Fill in the Blank:** Choose the best answers.

1. While playing a game with _____, John manages to ruin Susan's birthday party.
 - a. cake
 - b. apples
 - c. blindfolds
 - d. rope
2. When John and his dad go back to the candy store, it is _____.
 - a. a gas station
 - b. closed
 - c. not there
 - d. busy



❖ **Sequencing:** Put the following statements in chronological order, using the numbers 1-5.

- _____ At her party, Susan gets mad at John once again.
- _____ John tells his dad about his chocolate problem.
- _____ Dr. Cranium's spoon turns to chocolate.
- _____ John's dad makes an appointment with Dr. Cranium.
- _____ Mrs. Midas tells John that Mrs. Buttercup will pick him up for Susan's birthday party.

❖ **Character Analysis:** Choose one character. Write about one thing they said or did in these chapters that you agreed or disagreed with. Explain your answer.

Chapters 11-12

COMPREHENSION

❖ **Quickwrite:** What do you think it means to be selfish? Write about a time in your life that you or someone you know was selfish. What happened as a result?

❖ **Fill in the Blank:** Choose the best answers.

1. Mrs. Midas turns to chocolate when John _____ her.
 - a. yells at
 - b. cries on
 - c. kisses
 - d. touches
2. The storekeeper tells John that only _____ people can see his magic coins.
 - a. selfish
 - b. special
 - c. greedy
 - d. young

❖ **Sequencing:** Put the following statements in chronological order, using the numbers 1-5.


- _____ John realizes his mother has turned to chocolate.
- _____ John runs back to the store to tell the storekeeper thank you.
- _____ John begs the storekeeper to save his mother.
- _____ The storekeeper tells John that he is not being truthful.
- _____ John drinks milk and is relieved when it does not turn into chocolate.



❖ **Theme:** Write one lesson that John learned from his chocolate touch experience.



Statements and Questions



A **statement** is a sentence that tells something. It ends with a period. A **question** is a sentence that asks something. It ends with a question mark.

A. Read each sentence. Write **Q** on the line if the sentence is a question. Write **S** if the sentence is a statement.

1. Where did the ant live? _____
2. The ant had many cousins _____
3. She found the crumb under a leaf. _____
4. How will she carry it? _____
5. Who came along first? _____
6. The lizard wouldn't help. _____
7. He said he was too cold. _____
8. Why did the rooster fly away? _____


B. The sentences below do not make sense. Rewrite the words in the correct order.

1. How crumb did carry the ant the? _____

2. She herself it carried.



Statements and Questions



A **statement** is a sentence that tells something. It ends with a period. A **question** is a sentence that asks something. It ends with a question mark.

A. Rewrite each sentence correctly. Begin each sentence with a capital letter. Use periods and question marks correctly.

1. can we take a taxi downtown

2. where does the bus go

3. the people on the bus waved to us

4. we got on the elevator

5. should I push the elevator button


B. Write a question. Then write an answer that is a statement.

1. Question: _____

2. Statement: _____



Exclamations and Commands



An **exclamation** is a sentence that shows strong feeling. It ends with an exclamation point. A **command** is a sentence that gives an order. It ends with a period.

A. Read each sentence. Write *E* on the line if the sentence is an exclamation. Write *C* if the sentence is a command.


1. They chase buffaloes! _____
2. You have to go, too. _____
3. Wait at the airport. _____
4. It snows all the time! _____
5. Alligators live in the sewers! _____
6. Look at the horse. _____
7. That's a great-looking horse! _____
8. Write a letter to Seymour. _____

B. Complete each exclamation and command. The punctuation mark at the end of each line is a clue.

1. I feel _____!
2. Help your _____.
3. That's a _____!
4. I lost _____!
5. Turn the _____.
6. Come watch the _____.
7. Please let me _____.



Common and Proper Nouns



A **common noun** names any person, place, or thing. A **proper noun** names a particular person, place, or thing. A proper noun begins with a capital letter.

A. Is the underlined word a common noun or a proper noun?
Write *common* or *proper*.

1. The girl likes to learn. _____
2. She goes to two schools. _____
3. She lives in America. _____

B. Underline the common nouns. Circle the proper nouns.

1. April has a brother and a sister.
2. Their names are Julius and May.
3. Their parents were born in Taiwan.
4. April goes to school on Saturday.
5. She is learning a language called Mandarin.
6. May read a book about the Middle Ages.

C. Underline the common nouns. Circle the proper nouns.
Then write them on the chart in the correct category.

1. Last August David went to camp.
2. Many children go to a picnic on the Fourth of July.

Common Nouns	Proper Nouns
_____	_____
_____	_____
_____	_____



Action Verbs

A. Fill in the bubble next to the action verb in each sentence.

1. Crystal's whole family arrived for dinner.
 dinner
 family
 arrived
2. Her grandmother hugged everyone.
 grandmother
 hugged
 everyone
3. Her aunt and uncle roasted a huge turkey.
 roasted
 turkey
 huge
4. Everyone ate the delicious meal.
 ate
 Everyone
 meal
5. They cheered for the cooks!
 cooks
 They
 cheered

B. Read each sentence. Fill in the bubble next to the more vivid verb.

1. The puppy _____ after the ball.
 went
 chased
2. She _____ all around the house and yard.
 dashed
 went
3. A yellow cat _____ through the wooden fence.
 looked
 peeked
4. Then the puppy _____ high into the air.
 leaped
 moved
5. She _____ the ball.
 got
 grabbed



Adjectives

A. Read each sentence. Fill in the bubble next to the word that is an adjective.

1. Several relatives from Mexico visited us.
 Several
 relatives
 visited
2. The trip took six hours.
 trip
 six
 hours
3. They took many pictures of my family.
 took
 many
 pictures
4. My uncle wore a blue hat.
 uncle
 blue
 hat
5. My aunt wore a colorful serape.
 aunt
 wore
 colorful

B. Fill in the bubble next to the adjective that best completes the sentence.

1. We ate the _____ food.
 loud
 fuzzy
 delicious
2. There were _____ people in the restaurant.
 one
 many
 green
3. My dad ordered _____ tortillas.
 sharp
 loud
 some
4. My cousin José ate _____ tamales!
 noisy
 five
 curly
5. Everyone had a _____ time!
 cold
 wonderful
 purple



Contractions

A. Fill in the bubble next to the two words that make up the underlined contraction.

- 1.** We're going to see a nature movie.
 We have
 We is
 We are
- 2.** "You'll learn about living things," our teacher said.
 You are
 You will
 I will
- 3.** We've been studying animal habitats in science.
 We have
 We are
 You are
- 4.** I'm writing a report on how animals communicate.
 I have
 I am
 I will
- 5.** It's about how animals use their senses.
 It is
 Is not
 He is


B. Fill in the bubble next to the contraction for the underlined words.

- 1.** The teacher asked, "Who is writing about birds?"
 Won't
 Who's
 What's
- 2.** There is a new bird exhibit at the museum.
 There's
 They've
 Where's
- 3.** I hope she will be there Saturday morning.
 she's
 I'll
 she'll
- 4.** The museum does not open until 10 A.M.
 doesn't
 didn't
 isn't
- 5.** Do not forget your notebook and pencil.
 Doesn't
 Don't
 Shouldn't

Name _____




Dinnertime



A sentence is a group of words that expresses a complete thought.
A fragment is an incomplete thought.

Write *S* for sentence or *F* for fragment.

- _____ 1. Insects eat many different things.
- _____ 2. Some of these things.
- _____ 3. The praying mantis eats other insects.
- _____ 4. Water bugs eat tadpoles and small frogs.
- _____ 5. Flower nectar makes good.
- _____ 6. Build nests to store their food.
- _____ 7. The cockroach will eat almost anything.
- _____ 8. Termites.
- _____ 9. A butterfly caterpillar.
- _____ 10. Bite animals and people.
- _____ 11. Some insects will even eat paper.
- _____ 12. Insects have different mouth parts to help them eat.




On another piece of paper, write about three things you did during the day using only sentence fragments. Have someone read it. Did they understand it? Why or why not?

Name _____




Wacky World



An asking sentence is called a question. It begins with a capital letter and ends with a question mark (?).

Write each question correctly.


1. why is that car in a tree




2. should that monkey be driving a bus




3. did you see feathers on that crocodile



4. can elephants really lay eggs




5. is that my mother covered in spots



On another piece of paper, draw your own picture of a wacky world. Write two questions about your picture.




The Dry Desert



A sentence that shows strong feeling or excitement is called an exclamation.
It ends with an exclamation point (!).

Finish each sentence with a period, a question mark, or an exclamation point.

1. It is hard for plants and animals to get water in the desert
2. Can a cactus live without enough water
3. Some deserts are hot, and others are cool
4. A lizard is running toward us
5. Does a camel really store water in its hump
6. Some deserts are cold and covered with ice
7. How often does it rain in the desert
8. The largest hot desert is the Sahara
9. Are there any deserts in the United States
10. There is a long snake slithering across the sand
11. People who live in the desert travel to find water
12. I see water up ahead



Read these two sentences aloud: I hear a noise. I hear a noise!
How does your voice change when you read an exclamation?