

June 2022

Dear Incoming Fifth Graders and Families,

It has been an interesting few years for all of us! I feel so lucky that I get to teach the class again next school year and watch them grow for one more year in Grade 5. Remember, reading over the summer will help to prevent "summer slide." *Studies have shown that when students do not read over the summer break, they lose much of what they have learned during the academic year.*

Each student will complete the following assignments:

1. Read Because of Winn Dixie by Kate DiCamillo. Make sure you bring the book with you on the first day of school.

*****We will spend the first 2 weeks of school discussing the book.**

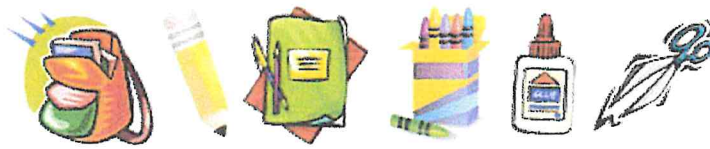
There will be a TEST on the novel.

2. Complete the attached packet to go along with the novel.
3. Read any other book of your choice. Read what YOU love. Be prepared to complete a BOOK REVIEW when we return in September. You will need this book in school too.
4. Complete the attached L ARTS REVIEW pages.

If you have any questions/concerns over the summer, please feel free to email me at csammons@holysavioracademy.com.

Have a wonderful summer. I will certainly miss everyone very much!

Mrs. Sammons



4TH AND 5TH GRADE SUPPLY LIST 2022-2023

- 2- 12 packs of pencils ***** (already sharpened)
- 2- Pink or gum erasers
- 4- pens for grading (red, black, blue)
- Highlighters- at least 3
- Dry Erase Markers- preferably EXPO brand
- Colored pencils or 24 pack of crayons
- 3-glue sticks (have back up at home please)
- Scissors
- Large soft zippered pencil case- NO HARD BOXES
- 1 pk. of wide ruled loose leaf paper with reinforced edges (Five Star)
- 2 - folders labeled - UNFINISHED CLASSWORK and TAKE HOME
- 3 - Marble composition notebooks labeled:
 - (1) WRITER'S NOTEBOOK
 - (1) Science LABS
 - (1) Social Studies
- 1 - 3 subject notebook for Math
- 1- Multi-pocket Folder (Usually has 6 - 8 pockets)
- Earbuds in ziplock bag labeled with student's name
- 1 roll of paper towels
- 1 pack of computer paper

Please remove all supplies from the packages and have them in the pencil case.

Name _____

Because of Winn-Dixie: Character Notes

Use this page to take notes about the major characters in the story.

Opal

The Preacher

Opal's Mama

Miss Franny Block

Otis

Sweetie Pie

Amanda

Gloria Dump

The Dewberry Boys

Name _____



First Impressions

Before opening this book, let's see what you can learn from the cover. What do you notice?

❖ _____ ❖ _____

❖ _____ ❖ _____


Prediction: What do you think this story is about?

Make a Connection: The author is Kate DiCamillo. What other stories do you know by this author? <https://www.youtube.com/watch?v=aQ22JDPvg5M>

Building Background: The main character is ten year old India Opal Buloni who just moved to a new town with her father. What might she be feeling?

Name _____

Digging Deeper



Directions: Complete this page after reading Chapter 2

Genre: What is the genre of this story?

Comprehension: This chapter starts by explaining the character's nicknames.

What does India Opal call her father? _____ Why?

What does the father call his daughter? _____ How did she get that name?

Word Work: What does the word **exception** mean in the sentence, Mr. Alfred called me "an exception?" _____

Opal calls the dog a **Less Fortunate**. What does that term mean?


Metaphors: Opal describes her father as a turtle hiding inside its shell. What does he do to make her think that? _____

Comprehension: Explain how the preacher first feels about keeping Winn Dixie.

How does he feel about the dog at the end of the chapter?

Name _____

Digging Deeper



Directions: Complete this page after reading Chapter 8


Summarize: Explain Opal's idea of how to pay for a collar and leash for Winn Dixie. _____

Explain: What is an installment plan? _____

Characters: Who is Gertrude? _____

Draw a Conclusion: What made Otis change his mind about hiring Opal? _____


Create a mental image: If you were the illustrator for this book, what would Sweetie Pie Thomas look like? Draw in the box.



Summarize: Why was Opal happy at the end of this chapter? _____

Name _____

Digging Deeper



Directions: Complete this page after reading Chapter 17

Retelling: What did Littmus do after he returned home from the war?

Explain: What did the Littmus Lozenge taste like? _____

Draw a Conclusion: What was the "secret ingredient"? _____

Why can't most children taste it? _____

So why can Opal and Amanda taste it? _____


Recalling Details: What were the three sad things Opal listed?

Make a Prediction: Who do you think Carson is? _____

_____ What do you think happened to him?

Name _____

Digging Deeper




Directions: Complete this page after reading Chapter 21

Draw a Conclusion: This chapter is all about a bunch of strangers arriving at Gloria's house for a party. What was the one thing they all had in common? _____

Mental Image: Make a detailed illustration of what you imagined as you read chapter 21.

Name _____

Digging Deeper



Directions: Complete this page after reading Chapter 26

10 Things Opal Learned About Life

1) _____

2) _____

3) _____

4) _____

5) _____

6) _____

7) _____

8) _____

9) _____

10) _____

Name _____

Write each word under the correct heading. Be careful! Some of the words don't fit!

Person	Place	Thing	Idea

doctor

library

beauty

singing

Mexico

water

balloons

sister

tiger

home

freedom

Sam

kitchen

love

teacher

anger

sandals

laugh

creativity workbook

France

smiling

mom

wealth

brother

clapping

Mrs. Lu

monkey

skip

bedroom

Name _____

Write each word under the correct heading. Remember to capitalize proper nouns!

Common Nouns		Proper Nouns	

- snow white
- august
- astronaut
- thanksgiving
- turkey
- baseball
- flying
- monday
- skateboard
- rosa parks
- dinosaur
- new york
- adventure
- holiday
- mr. jones
- dr. smith
- weekend
- sprite
- october
- running
- fairy
- harry potter
- school
- creativity
- susan

Name _____

Make each noun a plural and write it under the correct heading. Spell the words carefully.

Add 's'

Add 'es'

**Drop the 'y'
add 'ies'**

**Drop the 'f' or
'fe' add 'ves'**

dish

monkey

fairy

leaf

toy

dress

wolf

bully

wife

party

ball

wish

baby

shelf

beach

book

elf

phone

army

couch

box

piano

puppy

knife

loaf

glass

card

berry



Determine if each sentence is declarative, interrogative or exclamatory.

Answers

• A declarative sentence makes a statement and ends with a period(.).

We played games all night long.

• An interrogative sentence asks a question and ends with a question mark(?).

What game do you want to play?

• An Exclamatory sentence shows strong emotion and ends with an exclamation point(!).

I want to play red rover!

1. _____
2. _____
3. _____
4. _____
5. _____
6. _____
7. _____
8. _____
9. _____
10. _____
11. _____
12. _____
13. _____
14. _____
15. _____

1) What should I buy Sarah for her birthday?

2) I wonder if she already has a doll house?

3) Maybe I should look in the sports section.

4) How about getting her a pogo stick?

5) She doesn't really have any room to use it though.

6) Maybe she wants a new movie?

7) Wow, these movies are way too expensive!

8) I only have ten dollars to spend.

9) I wonder what flavor candy she likes?

10) I know she likes chocolate the best.

11) Maybe I should keep looking.

12) I know what I should get her!

13) Do they have any gift cards here?

14) Now she'll be able to get anything she wants!

15) Now which birthday card do I get her?

Name _____

Unit 1 SENTENCES

Proofreading (Lessons 1–7, pp. 8–35)

Read the paragraphs below. Find the fragment, the run-ons, and the mistakes in the use of capital letters, commas, and end marks. Including the fragment and run-ons, there are 12 mistakes. Use the proofreading marks to correct the mistakes. Count each fragment or run-on as one mistake.

are you afraid of spiders? Many people are, but they might want to change their minds.

Thousands of different kinds of spiders live all over the world. Only a few of them have dangerous bites. Although these truly scary spiders can hurt us they are actually shy little creatures. Run away from people most of the time.

How unfair those horror movies about spiders are.

Spiders are actually very helpful many hunt insects. Others trap insects in sticky webs. The insects can destroy plants and they can sometimes spread disease. There are fewer of these insects around because of spiders.

Spider webs are useful most people would agree that they are also beautiful. Picture a garden early on a summer morning! After a light rain falls take a look at a spider web. Watch it sparkle in the sun. What a magical sight it is.

Take another look at spiders the next time you go outside. You can fear them or you can respect them. Which point of view will you choose.

Proofreading Marks

- ^ Add
- Period
- ~ Take out
- ≡ Capital letter
- / Small letter

Name _____

Unit 5 PRONOUNS

Proofreading (Lessons 35-41, pp. 160-187)

Read the paragraphs below. There are mistakes in the use of verbs, pronouns, and adverbs and in the spelling of contractions. Find the 12 mistakes, and use the proofreading marks to correct them.

Thanks for inviting Bonnie and me to the costume party who you will be having, Sam. We thinks it will be lots of fun.

Bonnie and me have already decided on our costumes.

Bonnie wants to dress as a scuba diver. She already has flippers, and she can make a backpack look like an air tank.

Right now, she can't find hers diving mask, but there's no reason when we won't find it.

I want to be a hammerhead shark. I'll find a box and make the shark's eyes stick out of the sides. Bonnie is not sure about that, though. She worrys about my ability to see, but Ive solved that problem. How? I'll cut out a hole for the mouth where mine real eyes are.

I think well' look good together, since we'll both be from the sea. Bonnie and I can't wait to see the other kids and see the costumes whom they will wear. I guess we'll have to wait till the party. We'll see you their at the hall which you will have the party next week!

Proofreading Marks

- ^ Add
- Period
- ✓ Take out
- ≡ Capital letter
- / Small letter

Name _____

Unit 6 CAPITALIZATION, PUNCTUATION, AND SPELLING

Proofreading (Lessons 42-51, pp. 192-231)

Read the letter below. Find the run-on sentence and the mistakes in the use of capital letters, commas, end marks, quotation marks and words often confused or misspelled. There are 12 mistakes in all. Use the proofreading marks to correct the mistakes. Count the run-on sentence as one mistake.

149 Hudson road

Yonkers, NY, 10704

November 15, 2013

Dear Terry,

I just finished reading a book called The Hoboken chicken
Emergency. I thought it was very funny your sure to like it.

The story begins on thanksgiving morning in the city of Hoboken.
Arthur Bobowicz is supposed to go to the store to get a Turkey. Nobody
in Arthur's family likes turkey, but his father thinks that it is part of an
important tradition. "You eat turkey on Thanksgiving, his father says.






Arthur can't find a turkey anywhere. He can't even find a
chicken, duck or goose. Then a sign leads Arthur to Professor
Mazzocchi. "I have been waiting for years for someone to come to by
a superchicken" the inventor says.

What does Mr Bobowicz say when Arthur brings home a live
chicken that weighs 266 pounds? Well, you'll have to read the book to
find out.

your friend,

Nate


Proofreading Marks

-  Add
-  Period
-  Take out
-  Capital letter
-  Small letter

Name: _____

Simple Subjects & Simple Predicates

**Circle the complete subject of each sentence below.
Underline the complete predicate.**



1. Colorful fireworks lit up the sky.
2. Doctor Sullivan and his talking parrot arrived at the party.
3. I bought a checkered shirt for Nathan.
4. My whole family ate dinner together.

Circle the simple subject in each sentence.

5. The old, wooden motorboat floats on the pond.
6. The tote bag in the closet was filled with books.
7. My brand new smartphone needs to be charged.
8. Mr. McGee's daughter plays soccer with her friends.

Circle the simple predicate in each sentence.

9. James and his friend George played catch with the football.
10. My father told me to turn off the lights.
11. Melissa built a giant dollhouse for her sister.
12. This tiny mouse chewed a giant hole in my sneaker.

❖ **Now try this:** Write a sentence with seven or more words in it. Have a friend identify the simple subject and the simple predicate in your sentence.